

ENSEMBLE

The **Ensemble** tables are perfect for small or conference meetings. With the variety of different tops and legs (panel, cylindrical or trumpet) options, you can create aesthetic meeting spaces and meet the employees needs.





ENSEMBLE

MEETING



CHARACTERISTICS



ENSEMBLE



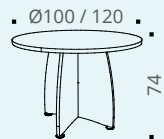
Top
25 mm thick Structurex® melamine-coated top. 2 mm thick shock-proof ABS edging.



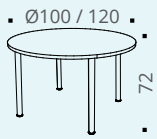
Leg
Trumpet leg made of steel with lacquered epoxy finish. Also available in version Structurex® panel leg or metal cylindrical leg.



Round table with cross base leg



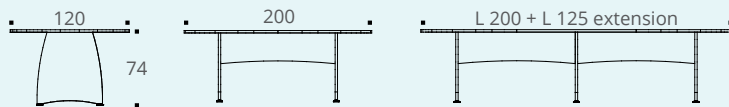
Round table with cylindrical legs



Round table with trumpet leg



Modular table with panel leg



Modular table with trumpet leg



Barrel table with cylindrical legs



Barrel table with trumpet leg



TECHNICAL DESCRIPTION

- 25 mm thick Structurex® melamine-coated tops.
- 2 mm thick shock-proof ABS edging.
- Round tops and modular table tops with 1 central part drilled cable port. Barrel top with 2 part drilled cable ports (one at each extremity of top).
- 25 mm thick Structurex® melamine-coated curved panel or cross legs. Adjustable screw feet of Ø 60 mm and 10 mm range to compensate for any unevenness in the floor.
- Metal cylindrical legs of Ø 50 mm, epoxy paint finish, adjustable screw feet.
- Metal trumpet leg, central column Ø 100 mm and round base Ø 660 mm, epoxy paint finish.
- Cut outs (65 x 65 mm) at the top and bottom of the column of the trumpet leg allow vertical cable management.

ENSEMBLE



ROUND TABLES - Structurex® legs

	Dim. (cm)	Ref.	Leg finish	Top finish
Round tables with Structurex® cross base leg (seats 3/4 people) H 74 cm	Ø 100	DN70	+ <input type="checkbox"/>	+ <input type="checkbox"/>
	Ø 120	DN71	+ <input type="checkbox"/>	+ <input type="checkbox"/>



MODULAR TABLES - Structurex® legs

The modular tables are composed of multiple tops which will not have continuity of grain when placed next to each other.

	Dim. (cm)	Ref.	Leg finish	Top finish
Modular tables* with Structurex® panel leg (seats 6/8 people) H 74 cm * Not available in Cedar finish	D 120 / L 200	BJ46	+ <input type="checkbox"/>	+ <input type="checkbox"/>
	L 125 extension (seat 4 people)	BJ47	+ <input type="checkbox"/>	+ <input type="checkbox"/>





Metal legs finishes



Tops MFC finishes



ENSEMBLE



ROUND TABLES - metal legs

		Dim. (cm)	Description	Ref.	Leg finish	Top finish
Round tables with cylindrical legs (seat 3/4 people) / H 72 cm		Ø 100	Top fitted with 1 central part drilled cable port	DN72	+ <input type="checkbox"/>	+ <input type="checkbox"/>
		Ø 120		DN73	+ <input type="checkbox"/>	+ <input type="checkbox"/>
Round tables with trumpet leg (seat 3/4 people) / H 72 cm		Ø 100	Top fitted with 1 central part drilled cable port	DR32	+ <input type="checkbox"/>	+ <input type="checkbox"/>
		Ø 120		DR33	+ <input type="checkbox"/>	+ <input type="checkbox"/>

BARREL TABLES - metal legs

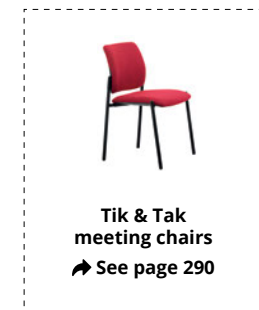
	Description	WITHOUT TOP ACCESS HATCH			DOUBLE OPENING TOP ACCESS HATCH		
		Ref.	Leg finish	Top finish	Ref.	Leg finish	Top finish
Barrel table with cylindrical legs (seat 6/8 people) D 100 / L 200 / H 72 cm	Top fitted with 2 part drilled cable ports. Metal stiffener under the top	DN76	+ <input type="checkbox"/>	+ <input type="checkbox"/>	DR34	+ <input type="checkbox"/>	+ <input type="checkbox"/>
Barrel table with trumpet legs (seat 6/8 people) D 100 / L 200 / H 72 cm	Top fitted with 2 part drilled cable ports	DR35	+ <input type="checkbox"/>	+ <input type="checkbox"/>	DR36	+ <input type="checkbox"/>	+ <input type="checkbox"/>

MODULAR TABLES - metal legs

The modular tables are composed of multiple tops which will not have continuity of grain when placed next to each other.

	Dim. (cm)	Ref.	Leg finish	Top finish
Modular tables* with trumpet legs (seat 6/8 people) H 72 cm	D 120 / L 200	DR37	+ <input type="checkbox"/>	+ <input type="checkbox"/>
	L 125 extension (seats 4 people)	DR38	+ <input type="checkbox"/>	+ <input type="checkbox"/>

* Not available in Cedar finish



How to order ? Modular table with trumpet leg, L 200 cm, White metal leg, Beech MFC finish top = DR37 + 7 A