

ESSENTIEL

The Essentiel range is the natural solution for dynamic companies looking for inexpensive and versatile furniture.


Available with two different structures, either beam or structural modesty panel, **Essentiel** furniture comes in a wide choice of worktops providing the right solution for an extensive range of layout projects.



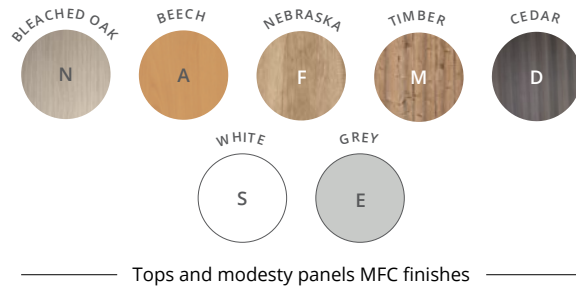
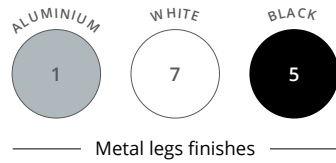


ESSENTIEL

SINGLE DESKS



CHARACTERISTICS



Top

25 mm thick Structorex® melamine-coated tops, 2 mm thick shock-proof ABS edging.



Structure

Structorex® modesty panel on fixed "L" leg desks, metal beam on height adjustable "I" leg desks and fixed "L" leg desks.

Leg

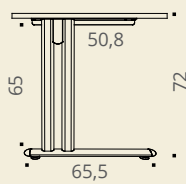
Metal leg composed of 2 columns and a base, made of lacquered epoxy finish steel. Optional metal legs covers.



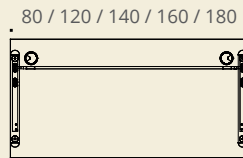
Standard leg




Leg with optional metal cover




Fixed "L" leg




Desk - top view



Desk with modesty panel front view



Desk with metal beam front view



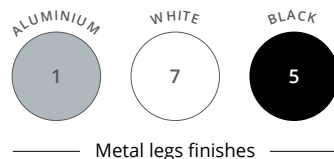
Tops with cable ports

TECHNICAL DESCRIPTION

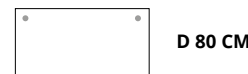
- 25 mm thick Structorex® melamine-coated tops. 2 mm thick shock-proof ABS edging.
- Tops fitted with Ø 80 mm cable ports (aluminium finish as standard, optional white or black finishes).
- Metal leg composed of 2 columns and a base, made of lacquered epoxy finish steel. Optional legs covers.
- Adjustable screw feet of Ø 40 mm and 10 mm range to compensate for any unevenness in the floor.
- Available in 2 versions with 16 mm thick Structorex® modesty panel with 2 cutouts at the top to feed cables or with beam to feed cables and install power outlet strips.
- Unclip the removable metal leg cover to access the vertical cable channel.
- Version with I-shaped leg, height-adjustable from 64 cm to 86 cm (mechanical adjustment) in steps of 20 mm.



ESSENTIEL



DESKS with modesty panel



STRUCTUREX® MODESTY PANEL

		Dim. (cm)	Ref.	Leg finish	Top and modesty panel finish
Straight desks D 80 / H 72 cm		L 80	AR95	+ <input type="checkbox"/>	+ <input type="checkbox"/>
		L 120	AR96	+ <input type="checkbox"/>	+ <input type="checkbox"/>
		L 140	AR97	+ <input type="checkbox"/>	+ <input type="checkbox"/>
		L 160	AR98	+ <input type="checkbox"/>	+ <input type="checkbox"/>
		L 180	AR99	+ <input type="checkbox"/>	+ <input type="checkbox"/>
90° corner Support leg included		D 80 / H 72 / L 80	AQ79	+ <input type="checkbox"/>	+ <input type="checkbox"/>
90° compact desks D 80 to 110 / H 72 cm D 60 cm return		L 160 right hand return	AS02	+ <input type="checkbox"/>	+ <input type="checkbox"/>
		L 160 left hand return	AS03	+ <input type="checkbox"/>	+ <input type="checkbox"/>
		L 180 right hand return	AS04	+ <input type="checkbox"/>	+ <input type="checkbox"/>
		L 180 left hand return	AS05	+ <input type="checkbox"/>	+ <input type="checkbox"/>

A cylindrical support leg is required if the compact desk is used alone, without a supporting extension pedestal D 60 cm.

Options


Description	ALUMINIUM	WHITE	BLACK
	Ref.	Ref.	Ref.
Cylindrical support leg For compact desk H 72 cm	AQ001K	AQ007S	AQ005G
Metal legs covers H 65 / L 16 cm Set of 2	BH671K	BH677S	BH675G
Single metal cable tray D 13 / H 12 cm / Useful H 4 cm L 60 cm	AF051K	—	—
Cable port covers Ø 80 mm - To fit into D 80 mm cable port Set of 2	AX061K	AX067S	AX065G



Tops come with aluminium finish cable port covers



Metal legs and beam finishes



Tops and modesty panels MFC finishes



SINGLE DESKS

DESKS with beam system



D 80 CM

BEAM SYSTEM

		Dim. (cm)	Ref.	Leg and beam finish	Top finish
Straight desks D 80 / H 72 cm		L 80	AT07	+ <input type="checkbox"/>	+ <input type="checkbox"/>
		L 120	AT08	+ <input type="checkbox"/>	+ <input type="checkbox"/>
		L 140	AT09	+ <input type="checkbox"/>	+ <input type="checkbox"/>
		L 160	AT10	+ <input type="checkbox"/>	+ <input type="checkbox"/>
		L 180	AT11	+ <input type="checkbox"/>	+ <input type="checkbox"/>
90° corner Support leg included		D 80 / H 72 / L 80	AQ79	+ <input type="checkbox"/>	+ <input type="checkbox"/>
90° compact desks D 80 to 110 / H 72 cm D 60 cm return		L 160 right hand return	AT14	+ <input type="checkbox"/>	+ <input type="checkbox"/>
		L 160 left hand return	AT15	+ <input type="checkbox"/>	+ <input type="checkbox"/>
		L 180 right hand return	AT16	+ <input type="checkbox"/>	+ <input type="checkbox"/>
		L 180 left hand return	AT17	+ <input type="checkbox"/>	+ <input type="checkbox"/>

A cylindrical support leg is required if the compact desk is used alone, without a supporting extension pedestal D 60 cm.

► Options

	Dim. (cm)	ALUMINIUM			WHITE		BLACK	
		Ref.		Ref.	Ref.	Ref.		
Single metal cable trays D 16 / H 8 cm Useful H 4 cm		L 90 for L 120 desk	AZ201K		AZ207S		AZ205G	
		L 110 for L 140 desk	AZ211K		AZ217S		AZ215G	
		L 130 for L 160 desk	AZ221K		AZ227S		AZ225G	
		L 150 for L 180 desk	AZ231K		AZ237S		AZ235G	
	Dim. (cm)	ALUMINIUM BRACKETS		WHITE BRACKETS		BLACK BRACKETS		
		Ref.	Finish	Ref.	Finish	Ref.	Finish	
Structurex® suspended modesty panels H 30 cm H 35 cm desk mounted		For L 120 desk	AR001	+ <input type="checkbox"/>	AR007	+ <input type="checkbox"/>	AR005	+ <input type="checkbox"/>
		For L 140 desk	AR011	+ <input type="checkbox"/>	AR017	+ <input type="checkbox"/>	AR015	+ <input type="checkbox"/>
		For L 160 desk	AR021	+ <input type="checkbox"/>	AR027	+ <input type="checkbox"/>	AR025	+ <input type="checkbox"/>
		For L 180 desk	AR031	+ <input type="checkbox"/>	AR037	+ <input type="checkbox"/>	AR035	+ <input type="checkbox"/>

How to order ? Straight desk D 80 / L 160 cm, beam system, **Black** metal leg, **White** MFC finish top = AT10 + 5 S