

A ALTO

Collaborative desks

In a constantly evolving working world, **Alto** single desks and multi-workstations are the perfect solutions for needs of concentration, comfort and modularity.

Designed to adapt to all spaces, open space, individual spaces or hybrid spaces, **Alto** workstations combine ergonomics, contemporary design and integrated power modules. They favour a fluid organisation and a more enjoyable space for your teams.

Dedicated accessories (screen dividers, cable trays, modesty panels and mobile or fixed pedestals) assorted with complete harmony for aesthetic and functional workspaces. Thanks to the design and variety of options, the **Alto** range is an efficient layout solution, favouring individual concentration as well as team collaboration.





**Muti-workstations with sliding tops, starter and add-on units
standard legs H 75 cm, with Duo pedestal**
Black - White

Single desks with Solo pedestals and modesty panels, standard legs H 75 cm
White - Bleached Oak



A ALTO



Single desk

Top

25 mm thick Structutex® melamine-coated panel with 4 40 mm radius rounded corners. 2 mm thick shock-proof ABS edging.

In back-to-back multi-workstation configuration, a 3,5 cm gap is provided between the tops for a space divider or to feed cables.

Beam

Assembly connected by 2 steel structural beams, cross-section 40 x 25 mm.

Accessories

Legs designed to hold accessories or options (pedestals, space dividers, accessory supports, extensions).

Electrification

Straight tops equipped with a 2,5 cm deep scallop. Straight and manager tops equipped with 2 Ø 80 mm part drilled cable ports. Standard or electrified cable ports available on option.

Alto is available in multi-workstation version with sliding tops, for easy access to the cables and the electrical connections.

Cable tray included in each configuration, black finish.

Leg

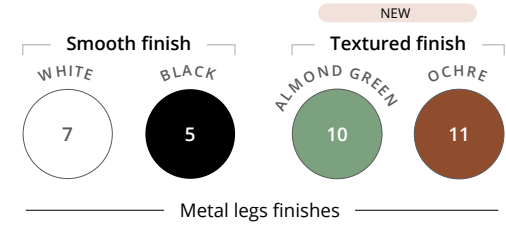
Metal « A » arch legs, square cross-section 25 x 25 mm, with a transverse bar at the bottom (multi-workstation).

Legs designed to assemble starter and add-on units of height 75 or 105 cm.

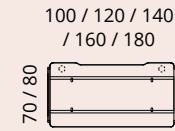
Adjustable screw feet of diameter 25 mm and range 15 mm to compensate for any unevenness in the floor.

Black or white (smooth) and almond green or ochre (textured) lacquered epoxy finish.

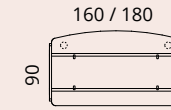
CHARACTERISTICS



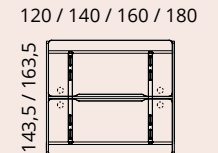
Desk dimensions



Single desks bottom view

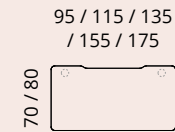


Manager desks bottom view

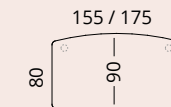


Multi-workstations bottom view

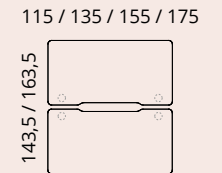
Tops synoptic



Single desk tops

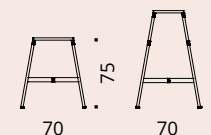


Manager desk tops

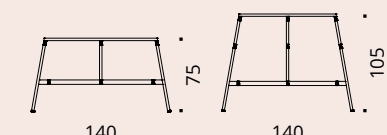


Multi-workstation tops

Legs



Single arch legs



Multi-workstation arch legs



Download the data sheet



Multi-workstation



Finishing covers



Rounded corners

Versions

Suspended pedestals (overall dimensions H 75 - 42,5 x L 32,5 cm) available in Solo version for D 70 cm single desks or Duo for D 143,5 cm multi-workstation desks.

Structures

Optional suspended pedestals made of Structure[®] melamine-coated panels, 16 mm thick body, 25 mm thick top and bottom with rounded corners.

Leg

2 metal support legs 25 x 25 mm, supplied with kits for attachment to the desk legs.

Duo pedestal

Solo pedestal



Equipment

2 pedestal versions :

- Pedestal with pull-out drawers, equipped with 1 mini drawer with pen tray at the top (internal size D 47,5 x H 5 x L 23,5 cm) and 1 storage tray at the bottom (internal size D 47,5 x H 18 x L 23,5 cm) with guides for lateral filing.

- Central compartment with side access for Duo pedestals (internal size D 30 x H 37,5 x L 26,5 cm), with fixed shelf.

- Suspended storage with 2 hinged doors and central compartment for multi-workstation desks (overall dim. D 143,5 x H 75-42,5 x L 40 cm).



CONFIGURATIONS

How to create your own configuration with add-on units ?

STARTER UNITS

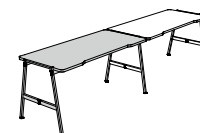
Single desks H 75 cm



Standard legs
H 75 cm



Standard leg
H 75 cm



1 single desk starter unit, legs H 75 cm
+ 1 single desk add-on unit, leg H 75 cm



1 single desk starter unit, legs H 75 cm
+ 1 single desk add-on unit, leg H 75 cm
staggered

SELECTION OF CONFIGURATIONS

Square meeting tables H 75 / 105 cm



Standard legs
H 75 cm



High legs
H 105 cm



Standard leg
H 75 cm



High leg
H 105 cm



1 square table starter unit, legs H 75 cm
+ 1 square table add-on unit, leg H 75 cm



1 square high table starter unit, legs H 105 cm
+ 1 square table add-on unit, leg H 75 cm



1 square high table starter unit, legs H 105 cm
+ 1 square high table add-on unit, leg H 105 cm

A ALTO | SINGLE DESKS



**Manager desk with «D end» extension and
modesty panel, standard legs H 75 cm**
Black - Nebraska

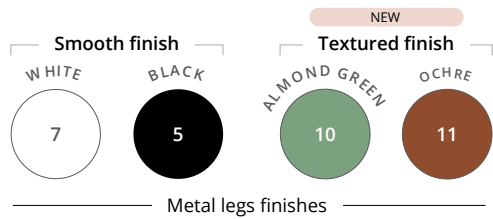


Single desk with return and Solo pedestal, standard legs H 75 cm
Black - Nebraska



**Single desks with Solo pedestals and modesty panels,
standard legs H 75 cm**
Black - White





SINGLE DESKS | ALTO A



SINGLE DESKS



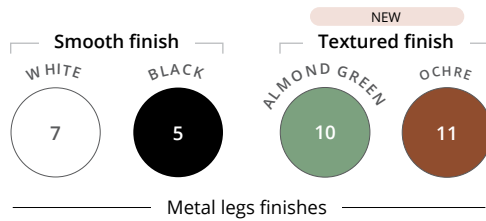
		Dim. (cm)	Ref.	Leg finish	Top finish	Ref.	Leg finish	Top finish
Straight desks H 75 cm Starter unit Standard legs H 75 cm		L 100	DS40	+ <input type="checkbox"/>	+ <input type="checkbox"/>	DS48	+ <input type="checkbox"/>	+ <input type="checkbox"/>
		L 120	DS41	+ <input type="checkbox"/>	+ <input type="checkbox"/>	DS49	+ <input type="checkbox"/>	+ <input type="checkbox"/>
		L 140	DS42	+ <input type="checkbox"/>	+ <input type="checkbox"/>	DS50	+ <input type="checkbox"/>	+ <input type="checkbox"/>
		L 160	DS43	+ <input type="checkbox"/>	+ <input type="checkbox"/>	DS51	+ <input type="checkbox"/>	+ <input type="checkbox"/>
		L 180	—	—	—	DS52	+ <input type="checkbox"/>	+ <input type="checkbox"/>
Straight desks H 75 cm Add-on unit Standard leg H 75 cm		L 100	DS44	+ <input type="checkbox"/>	+ <input type="checkbox"/>	DS53	+ <input type="checkbox"/>	+ <input type="checkbox"/>
		L 120	DS45	+ <input type="checkbox"/>	+ <input type="checkbox"/>	DS54	+ <input type="checkbox"/>	+ <input type="checkbox"/>
		L 140	DS46	+ <input type="checkbox"/>	+ <input type="checkbox"/>	DS55	+ <input type="checkbox"/>	+ <input type="checkbox"/>
		L 160	DS47	+ <input type="checkbox"/>	+ <input type="checkbox"/>	DS56	+ <input type="checkbox"/>	+ <input type="checkbox"/>
		L 180	—	—	—	DS57	+ <input type="checkbox"/>	+ <input type="checkbox"/>

Manager desks		Dim. (cm)	Ref.	Finishes
Manager desks H 75 cm Standard legs H 75 cm		D 90 / L 160	DY32	+ <input type="checkbox"/>
		D 90 / L 180	DY33	+ <input type="checkbox"/>

Tops come with 2 Ø 80 mm part drilled cable ports

Options	Description	Ref.	Finish	
Technical metal cable trays D 16 / H 8 cm Internal H 4 cm		L 50 for L 100 cm desk	DS78	+ <input type="checkbox"/>
		L 70 for L 120 cm desk	DS79	+ <input type="checkbox"/>
		L 90 for L 140 cm desk	DS80	+ <input type="checkbox"/>
		L 110 for L 160 cm desk	DS81	+ <input type="checkbox"/>
		L 130 for L 180 cm desk	DS82	+ <input type="checkbox"/>
Accessories hooks For helmet, bag, coat. For fixing on legs.		Set of 2	DT03	+ <input type="checkbox"/>

How to order ? Straight desk D 80 / L 160 cm, starter unit, **Black** standard leg, **Timber** top MFC finish = DS51 + **5** **M**



OPTIONS



► Suspended melamine modesty panels

Suspended modesty panels
H 30 cm
H 35 cm desk mounted



Description	Ref.	Brackets finish	Modesty panel finish
L 50 for L 100 cm desk	DS83	+ <input type="checkbox"/>	+ <input type="checkbox"/>
L 70 for L 120 cm desk	DS84	+ <input type="checkbox"/>	+ <input type="checkbox"/>
L 90 for L 140 cm desk	DS85	+ <input type="checkbox"/>	+ <input type="checkbox"/>
L 110 for L 160 cm desk	DS86	+ <input type="checkbox"/>	+ <input type="checkbox"/>
L 130 for L 180 cm desk	DS87	+ <input type="checkbox"/>	+ <input type="checkbox"/>

► Extensions

Extensions / Returns
On support leg
H 75 cm



Dim. (cm)	Ref.	Leg / brackets finish	Top finish
D 50 / L 70	DS76	+ <input type="checkbox"/>	+ <input type="checkbox"/>
D 50 / L 100	DS77	+ <input type="checkbox"/>	+ <input type="checkbox"/>

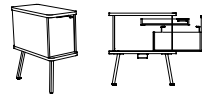
"D end" extensions
For fixing on legs with brackets



D 35 / L 70	DY21	+ <input type="checkbox"/>	+ <input type="checkbox"/>
D 35 / L 80	DY22	+ <input type="checkbox"/>	+ <input type="checkbox"/>

► Pedestals

Solo suspended pedestal with drawers
D 70 / H 75 - 42,5 / L 32,5 cm
for single desks D 70 / D 80 cm



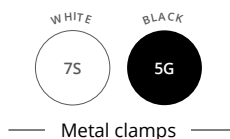
Description	Ref.	Leg finish	Body finish	Top / bottom finish
1 front panel - 1 handle - 1 lock 2 pull-out drawers 2 metal legs	DT01	+ <input type="checkbox"/>	+ <input type="checkbox"/>	+ <input type="checkbox"/>



Slim mobile pedestal with drawers
D 55 / H 60 / L 32 cm
One-tone



Description	Ref.	Pedestal finish	Handle finish
2 drawers including 1 mini top drawer H 6 cm with pen tray + bottom tray drawer H 20 cm 1 handle - 1 lock	DT02	+ <input type="checkbox"/>	+ <input type="checkbox"/>



► **Suspended upholstered modesty panels**

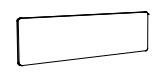
NEW
Suspended modesty panels
H 30 cm
H 35 cm desk mounted



Description	Ref.	Modesty panel finish
L 50 for L 100 cm desk	EH505	+ <input type="checkbox"/>
L 70 for L 120 cm desk	EH515	+ <input type="checkbox"/>
L 90 for L 140 cm desk	EH525	+ <input type="checkbox"/>
L 110 for L 160 cm desk	EH535	+ <input type="checkbox"/>
L 130 for L 180 cm desk	EH545	+ <input type="checkbox"/>

► **Acoustic upholstered screen**

Front screens
H 40 cm, to be fixed by clamps



Description	Ref.	Clamps finish	Fabric screen finish
L 80 for L 100 cm desk	EB043	—	+ <input type="checkbox"/>
L 100 for L 120 cm desk	EB053	—	+ <input type="checkbox"/>
L 120 for L 140 cm desk	EB063	—	+ <input type="checkbox"/>
L 140 for L 160 cm desk	EB073	—	+ <input type="checkbox"/>
L 160 for L 180 cm desk	EB083	—	+ <input type="checkbox"/>

Metal attachment clamps
for front screen



For single desk	DS36	+ <input type="checkbox"/>	—
-----------------	------	----------------------------	---

End Solo return screens
H 55 cm, to be fixed by clamps



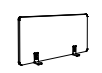
L 70 for D 70 cm desk	EA883	—	+ <input type="checkbox"/>
L 80 for D 80 cm desk	EA893	—	+ <input type="checkbox"/>

Metal attachment clamps
for fixed return screen



For single desk	DP93	+ <input type="checkbox"/>	—
-----------------	------	----------------------------	---

Shared Solo return screens
H 40 cm, free-standing on metal brackets



L 70 for D 70 cm desk	EA903	—	+ <input type="checkbox"/>
L 80 for D 80 cm desk	EA913	—	+ <input type="checkbox"/>


Free-standing metal brackets
for free-standing return screen



For single desk	DP97	+ <input type="checkbox"/>	—
-----------------	------	----------------------------	---

A ALTO | MULTI-WORKSTATIONS

Multi-workstations, standard legs H 75 cm
White - Bleached Oak




Multi-workstation with Duo pedestal, standard legs H 75 cm
Black - Nebraska



Multi-workstations with storages with hinged doors and Duo pedestal, standard legs H 75 cm
White - Bleached Oak

Video : How to create an opening in part drilled tops ?



Scan the QR Code


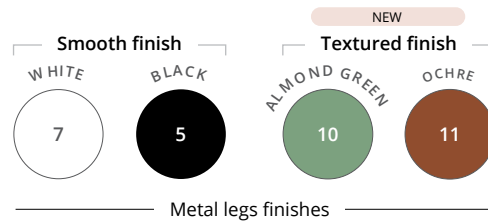


Black metal storage box (optional accessory)



Square high table, high legs H 105 cm with 4-seat bench, back to back
Black - Nebraska - Grey fabric seat

A ALTO



MULTI-WORKSTATIONS with fixed tops

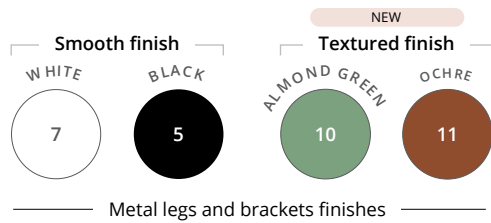


		Dim. (cm)	Ref.	Leg finish	Top finish		Ref.	Leg finish	Top finish
2 back to back desks H 75 cm Starter unit Standard legs H 75 cm (optional metal cable tray)		L 120	DT04	+ <input type="checkbox"/>	+ <input type="checkbox"/>		DT10	+ <input type="checkbox"/>	+ <input type="checkbox"/>
		L 140	DT05	+ <input type="checkbox"/>	+ <input type="checkbox"/>		DT11	+ <input type="checkbox"/>	+ <input type="checkbox"/>
		L 160	DT06	+ <input type="checkbox"/>	+ <input type="checkbox"/>		DT12	+ <input type="checkbox"/>	+ <input type="checkbox"/>
		L 180	—	—	—		DT13	+ <input type="checkbox"/>	+ <input type="checkbox"/>
2 back to back desks H 75 cm Add-on unit Standard leg H 75 cm (optional metal cable tray)		L 120	DT07	+ <input type="checkbox"/>	+ <input type="checkbox"/>		DT14	+ <input type="checkbox"/>	+ <input type="checkbox"/>
		L 140	DT08	+ <input type="checkbox"/>	+ <input type="checkbox"/>		DT15	+ <input type="checkbox"/>	+ <input type="checkbox"/>
		L 160	DT09	+ <input type="checkbox"/>	+ <input type="checkbox"/>		DT16	+ <input type="checkbox"/>	+ <input type="checkbox"/>
		L 180	—	—	—		DT17	+ <input type="checkbox"/>	+ <input type="checkbox"/>

Tops come with 2 Ø 80 mm part drilled cable ports

► Options

	Description	Ref.	Finish
Double metal cable trays D 33,5 / H 9 / Internal H 4,5 cm	L 75 for L 120 cm desk	EE065G	Black
	L 95 for L 140 cm desk	EE075G	
	L 115 for L 160 cm desk	EE085G	
	L 135 for L 180 cm desk	EE095G	
Accessories hooks For helmet, bag, coat. For fixing on legs and return screens	Set of 2	DT035G	● Black
		DT037S	○ White



ALTO A



MULTI-WORKSTATIONS with sliding tops



	Dim. (cm)	Ref.	Leg finish	Top finish		Ref.	Leg finish	Top finish
2 back to back desks H 75 cm Starter unit Standard legs H 75 cm <i>(metal cable tray included)</i>	L 120	EE10	+ <input type="checkbox"/>	+ <input type="checkbox"/>		EE16	+ <input type="checkbox"/>	+ <input type="checkbox"/>
	L 140	EE11	+ <input type="checkbox"/>	+ <input type="checkbox"/>		EE17	+ <input type="checkbox"/>	+ <input type="checkbox"/>
	L 160	EE12	+ <input type="checkbox"/>	+ <input type="checkbox"/>		EE18	+ <input type="checkbox"/>	+ <input type="checkbox"/>
	L 180	—	—	—		EE19	+ <input type="checkbox"/>	+ <input type="checkbox"/>
2 back to back desks H 75 cm Add-on unit Standard leg H 75 cm <i>(metal cable tray included)</i>	L 120	EE13	+ <input type="checkbox"/>	+ <input type="checkbox"/>		EE20	+ <input type="checkbox"/>	+ <input type="checkbox"/>
	L 140	EE14	+ <input type="checkbox"/>	+ <input type="checkbox"/>		EE21	+ <input type="checkbox"/>	+ <input type="checkbox"/>
	L 160	EE15	+ <input type="checkbox"/>	+ <input type="checkbox"/>		EE22	+ <input type="checkbox"/>	+ <input type="checkbox"/>
	L 180	—	—	—		EE23	+ <input type="checkbox"/>	+ <input type="checkbox"/>

Tops come with 2 Ø 80 mm part drilled cable ports

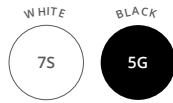
► Extensions

«D end» extensions
 For fixing on legs with brackets (right or left mounting)
 D 35 cm



Dim. (cm)	Ref.	Leg finish	Top finish
D 35 / L 143,5 cm	DY24	+ <input type="checkbox"/>	+ <input type="checkbox"/>
D 35 / L 163,5 cm	DY25	+ <input type="checkbox"/>	+ <input type="checkbox"/>

How to order ? 2 back to back desks D 163,5 / L 160 cm, starter unit, **Black** standard leg, **White** top MFC finish = EE18 + 5 S



Metal clamps and storage box



BeSoft fabric







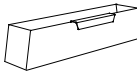


Step Melange fabric

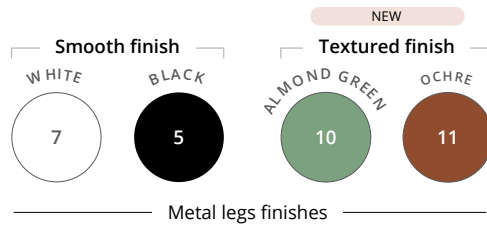
ALTO A



► Acoustic upholstered screens

	Description	Ref.	Clamps and storage box finish	Fabric screen finish
Front screens H 40 cm, to be fixed by clamps		L 100 for L 120 cm desk	EB053	+ <input type="checkbox"/>
		L 120 for L 140 cm desk	EB063	+ <input type="checkbox"/>
		L 140 for L 160 cm desk	EB073	+ <input type="checkbox"/>
		L 160 for L 180 cm desk	EB083	+ <input type="checkbox"/>
Metal attachment clamps for front screen		For multi-workstations	DS38	+ <input type="checkbox"/> —
End Duo return screen H 72 cm, to be fixed with screws on legs H 75 / H 105 cm		L 142 cm for multi-workstations	EB133	+ <input type="checkbox"/>
		D 143,5 / D 163,5 cm		
Screw fasteners for return screen		For multi-workstations legs H 105 cm	EF09	+ <input type="checkbox"/> —
Shared Duo return screens H 40 cm, free-standing for legs H 75 cm		L 130 cm for multi-workstations	EB143	+ <input type="checkbox"/>
		D 143,5 / D 163,5 cm		
Metal supports for shared return screen		For multi-workstations legs H 75 cm	EF08	+ <input type="checkbox"/> —
Metal storage box D 14 / H 12,5 / L 54 cm Internal dimensions : D 10,5 / H 12 / L 50 cm		Hooks on legs H 75 / H 105 cm and on screens	DX30	+ <input type="checkbox"/> —

COLLABORATIVE DESKS



Rectangular MEETING TABLES


WITHOUT CABLE MANAGEMENT

Tops equipped with 2 Ø 80 mm part drilled cable ports and 1 double opening Top Access hatch



WITH ELECTRICAL EQUIPMENT

Tops equipped with 1 built-in electrical socket strip (3 power outlets + USB A/C) and 2 Ø 80 mm part drilled cable ports



	Dim. (cm)		Ref.	Leg finish	Top finish		Ref.	Leg finish	Top finish
Rectangular tables H 75 cm Starter unit High legs H 75 cm	D 90 / L 140		DZ98	+ <input type="checkbox"/>	+ <input type="checkbox"/>		EA10	+ <input type="checkbox"/>	+ <input type="checkbox"/>
	D 90 / L 160		DZ99	+ <input type="checkbox"/>	+ <input type="checkbox"/>		EA11	+ <input type="checkbox"/>	+ <input type="checkbox"/>
	D 90 / L 180		EA00	+ <input type="checkbox"/>	+ <input type="checkbox"/>		EA12	+ <input type="checkbox"/>	+ <input type="checkbox"/>
Rectangular tables H 75 cm Add-on unit High legs H 75 cm	D 90 / L 140		EA01	+ <input type="checkbox"/>	+ <input type="checkbox"/>		EA13	+ <input type="checkbox"/>	+ <input type="checkbox"/>
	D 90 / L 160		EA02	+ <input type="checkbox"/>	+ <input type="checkbox"/>		EA14	+ <input type="checkbox"/>	+ <input type="checkbox"/>
	D 90 / L 180		EA03	+ <input type="checkbox"/>	+ <input type="checkbox"/>		EA15	+ <input type="checkbox"/>	+ <input type="checkbox"/>
Rectangular high tables H 105 cm Starter unit High legs H 105 cm	D 90 / L 140		DT86	+ <input type="checkbox"/>	+ <input type="checkbox"/>		DU46	+ <input type="checkbox"/>	+ <input type="checkbox"/>
	D 90 / L 160		DT87	+ <input type="checkbox"/>	+ <input type="checkbox"/>		DU47	+ <input type="checkbox"/>	+ <input type="checkbox"/>
	D 90 / L 180		DT88	+ <input type="checkbox"/>	+ <input type="checkbox"/>		DU48	+ <input type="checkbox"/>	+ <input type="checkbox"/>
Rectangular high tables H 105 cm Add-on unit High leg H 105 cm	D 90 / L 140		DT89	+ <input type="checkbox"/>	+ <input type="checkbox"/>		DU49	+ <input type="checkbox"/>	+ <input type="checkbox"/>
	D 90 / L 160		DT90	+ <input type="checkbox"/>	+ <input type="checkbox"/>		DU50	+ <input type="checkbox"/>	+ <input type="checkbox"/>
	D 90 / L 180		DT91	+ <input type="checkbox"/>	+ <input type="checkbox"/>		DU51	+ <input type="checkbox"/>	+ <input type="checkbox"/>

► Extension

«D end» extension

For fixing on legs with brackets (right or left mounting)
D 35 cm



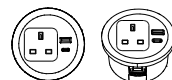
Dim. (cm) Ref. Brackets finish Top finish

D 35 / L 90 DY23 + +

► Options

UK cable port power module


UK power socket + 1 USB A socket 5v
+ 1 USB C socket 5v
With a 2 m power supply cable



Description
Ø 91 mm
Fitted into the Ø 80 mm cable port of desk

Ref. Finish

DX875G ● Black
DX877S ○ White



ALTO



Square MEETING TABLES

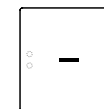
WITHOUT CABLE MANAGEMENT

Tops equipped with 4 Ø 80 mm part drilled cable ports and 1 double opening Top Access hatch



WITH ELECTRICAL EQUIPMENT

Tops equipped with 1 built-in electrical socket strip (3 power outlets + USB A/C) and 4 Ø 80 mm part drilled cable ports



	Dim. (cm)		Ref.	Leg finish	Top finish		Ref.	Leg finish	Top finish
Square tables H 75 cm Starter unit Standard legs H 75 cm	D 143,5 / L 140 (seats 4/6)		DT70	+ <input type="checkbox"/>	+ <input type="checkbox"/>		DU38	+ <input type="checkbox"/>	+ <input type="checkbox"/>
	D 163,5 / L 160 (seats 6/8)		DT71	+ <input type="checkbox"/>	+ <input type="checkbox"/>		DU39	+ <input type="checkbox"/>	+ <input type="checkbox"/>
Square tables H 75 cm Add-on unit Standard leg H 75 cm	D 143,5 / L 140 (seats 4)		DT72	+ <input type="checkbox"/>	+ <input type="checkbox"/>		DU40	+ <input type="checkbox"/>	+ <input type="checkbox"/>
	D 163,5 / L 160 (seats 4)		DT73	+ <input type="checkbox"/>	+ <input type="checkbox"/>		DU41	+ <input type="checkbox"/>	+ <input type="checkbox"/>
Square high tables H 105 cm Starter unit High legs H 105 cm	D 143,5 / L 140 (seats 4/6)		DT78	+ <input type="checkbox"/>	+ <input type="checkbox"/>		DU42	+ <input type="checkbox"/>	+ <input type="checkbox"/>
	D 163,5 / L 160 (seats 6/8)		DT79	+ <input type="checkbox"/>	+ <input type="checkbox"/>		DU43	+ <input type="checkbox"/>	+ <input type="checkbox"/>
Square high tables H 105 cm Add-on unit High leg H 105 cm	D 143,5 / L 140 (seats 4)		DT80	+ <input type="checkbox"/>	+ <input type="checkbox"/>		DU44	+ <input type="checkbox"/>	+ <input type="checkbox"/>
	D 163,5 / L 160 (seats 4)		DT81	+ <input type="checkbox"/>	+ <input type="checkbox"/>		DU45	+ <input type="checkbox"/>	+ <input type="checkbox"/>

► Extensions

«D end» extensions

For fixing on legs with brackets (right or left mounting)
D 35 cm

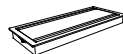


Dim. (cm)	Ref.	Brackets finish	Top finish
D 35 / L 143,5	DY24	+ <input type="checkbox"/>	+ <input type="checkbox"/>
D 35 / L 163,5	DY25	+ <input type="checkbox"/>	+ <input type="checkbox"/>

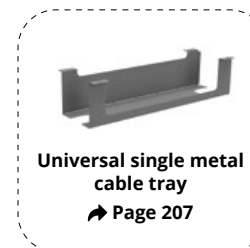
► Options

Double opening Top Access hatch

For tables with part drilled cable management



Description	Ref.	Finish
D 14,8 / L 31,6 cm	DU135G DU137S	● Black ○ White



COLLABORATIVE DESKS