



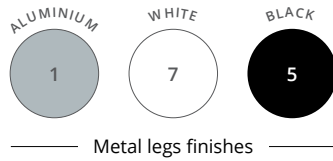
ASTRO

Executive

For managers and directors looking for a clean design, buronomic has added executive desks to the **Astro** range. **Astro executive** offers generous top dimensions and contemporary finishes, combined with an arch metal leg with raised tops.



CHARACTERISTICS



ASTRO Executive



Electrification

Rectangular top equipped with **2 Ø 80 mm cable ports**. Square top equipped with a central double opening Top Access hatch (dim. 316 x 148 mm).

Executive desk on B-box console

Top

25 mm thick Structure® melamine-coated panel. 2 mm thick shock-proof ABS edging.

Leg

Metal arch structure leg made of 70 x 30 mm tube section, lacquered epoxy finish. Leg based on a self-supporting beam system with desk top raised by spacers.

Adjustable screw feet of Ø 25 mm and 10 mm range to compensate for any unevenness in the floor.

The desk and return storage unit (depending on version) are connected by a 10 cm high shortened arch leg so that the leg rests on the storage unit.



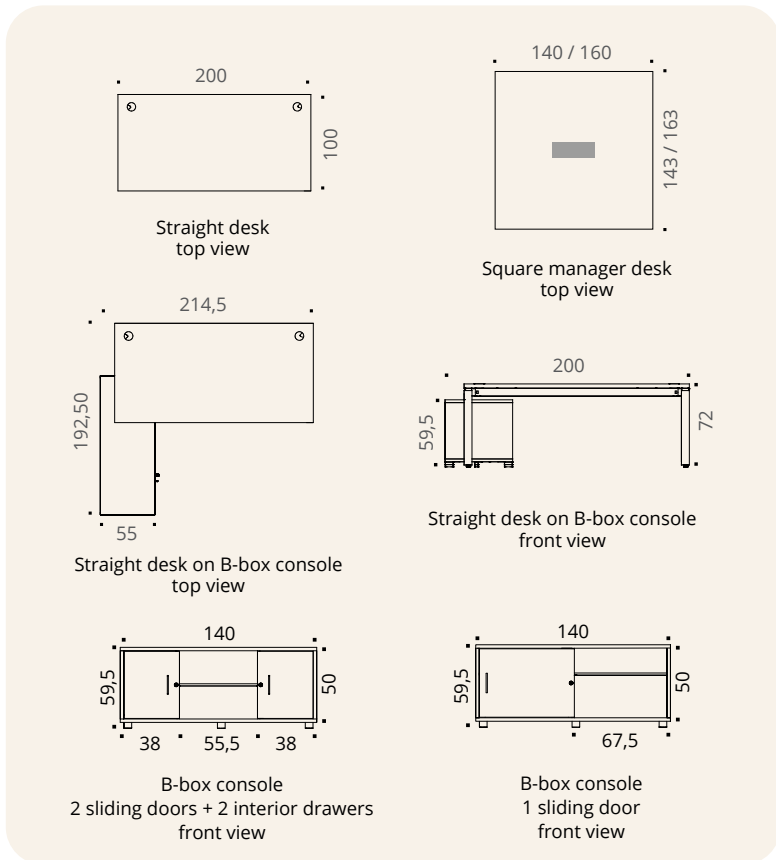
B-box console (2 versions)


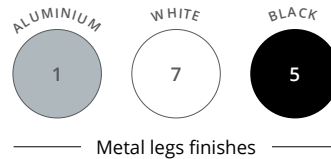
The B-box console (dim L 140 / D 55 / H 59,5 cm) is available in 2 versions :

- 1 sliding door, composed of 2 compartments L 67,5 / D 49,5 cm equipped with a shelf adjustable in step of 32 mm on 7 levels.
 - **2 sliding doors + 2 interior drawers**, composed of 2 compartments L 38 / D 49,5 cm, equipped on one side with a shelf adjustable in step of 32 mm on 7 levels and on the other side with 2 folding black drawers on roller slides H 6 cm, 1 integrated pencil tray on top drawer. Maximum load 15 kg per drawer.
- Central compartment L 55,5 / D 49,5 cm equipped with a shelf adjustable in step of 32 mm on 7 levels.

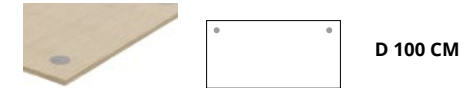




Square manager desk



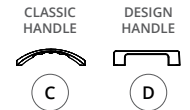


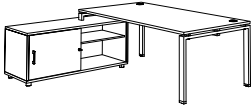
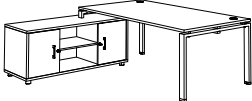
Executive DESKS



	Dim. (cm)	Description	Ref.	Leg finish	Top finish
Straight desk D 100 / H 72 cm 	L 200	Desk with magnetic cable channel	DH50	+ <input type="checkbox"/>	+ <input type="checkbox"/>
Return extensions On arch leg H 72 cm 	D 60 / L 80	Return on D 60 cm arch leg	DW59	+ <input type="checkbox"/>	+ <input type="checkbox"/>
	D 60 / L 100	Return on D 60 cm arch leg	DW88	+ <input type="checkbox"/>	+ <input type="checkbox"/>


EXECUTIVE DESKS on B-box console



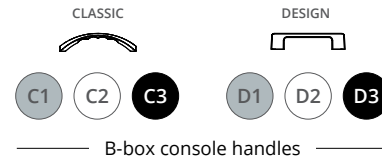
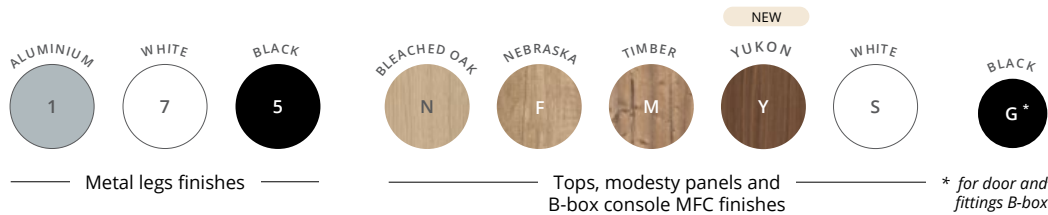
	Dim. total (cm)	Description	Ref.	Leg finish	Top and B-box structure finish	Door and fittings B-box finish	Handle type
Straight desks D 100 / L 200 H 72 cm on B-box console 	D 192,5 / L 214,5	Straight desk on B-box 1 sliding door	ED70	+ <input type="checkbox"/>	+ <input type="checkbox"/>	+ <input type="checkbox"/>	+ <input type="checkbox"/>
The B-box console can be positioned on the right or the left Desk with magnetic cable channel 	D 192,5 / L 214,5	Straight desk on B-box 2 sliding doors + 2 interior drawers	ED71	+ <input type="checkbox"/>	+ <input type="checkbox"/>	+ <input type="checkbox"/>	+ <input type="checkbox"/>

Cable port covers and handles finish matches the legs - Handle model to be specified (C or D)

► Options

	Dim. (cm)	● ALUMINIUM BRACKETS		○ WHITE BRACKETS		● BLACK SQUARES	
		Ref.	Finish	Ref.	Finish	Ref.	Finish
Suspended Structurex® modesty panel L 170 cm 	For L 200 H 30 cm H 35 cm desk mounted	AQ991	+ <input type="checkbox"/>	AQ997	+ <input type="checkbox"/>	AQ995	+ <input type="checkbox"/>

How to order ? Straight desk L 200 cm, **Black** metal leg, **Yukon** top MFC finish top = DH50 + 5 Y




ASTRO Executive



Manager DESKS

WITH DOUBLE OPENING TOP ACCESS HATCH

	Dim. (cm)	Ref.	Leg finish	Top finish
Square manager desk H 72 cm 	D 143 / L 140 (seats 4/6)	DQ35	+	+
	D 163 / L 160 (seats 6/8)	DQ36	+	+

Independent B-BOX CONSOLES



FIXED B-BOX



MOBILE B-BOX (WITH CASTORS)

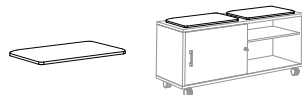
Description	Ref.	Structure finish	Door and fittings B-box finish	Handle type	MOBILE B-BOX (WITH CASTORS)			
					Ref.	Structure finish	Door and fittings B-box finish	Handle type
Independent B-box consoles B-box with 1 sliding door D 55 / L 140 H 59,5 cm	ED98	+	+	+	EE00	+	+	+
B-box with 2 sliding doors + 2 interior drawers H 63,5 cm (with castors)	ED99	+	+	+	EE01	+	+	+



► Option

Seat pad

Sold individually
Attached with velcro strips



Dim. (cm)	Ref.	Fabric finish
D 59 / L 42	ED723	+



Up to 2 pads positionable per B-box console

How to order ? Square manager desk D 163 / L 160, White metal leg, Nebraska top MFC finish = DQ36 + F