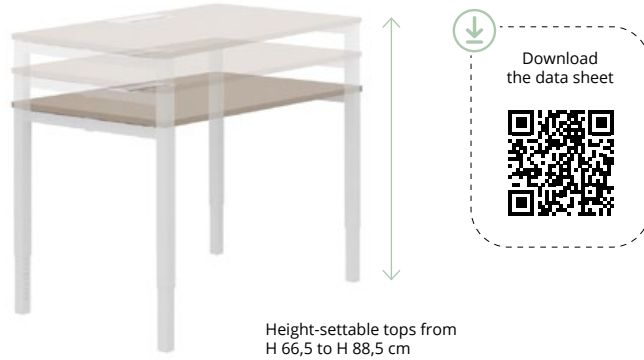


ASTROLITE

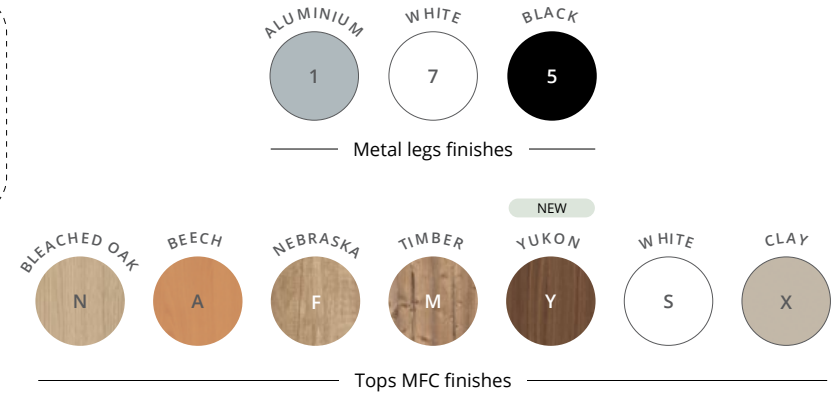
Height-settable

The height-settable version of the Astrolite desks represents an ergonomic and affordable solution ensuring the comfort of your employees.

Modular and customisable from 66,5 to 88,5 cm, the **Astrolite** single desks offer the same quality as the other articles in the range while adapting perfectly to user requirements. Multi-purpose and modular, the **Astrolite** desks meet all your requirements while remaining within your budget.




CHARACTERISTICS

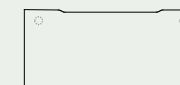


Technical description

- 25 mm thick Structutex® melamine-coated tops. 2 mm thick shock-proof ABS edging.
- Tops equipped with Ø 80 mm cable ports, a single Top Access hatch (internal dim. L 30,9 cm / D 11,6 cm) finishes matching the legs or a 3 cm deep scallop to feed cables depending on version. Height-settable tops from H 66,5 to 88,5 cm.
- Metal arch legs, square cross-section 50 x 50 mm, height settable by mechanical latching (steps of 20 mm) and screw locking, lacquered epoxy finish. Stiffening beam structure made of lacquered epoxy finish steel. Single desks only.
- Adjustable screw feet of diameter 40 mm and range 10 mm to compensate for any unevenness in the floor.



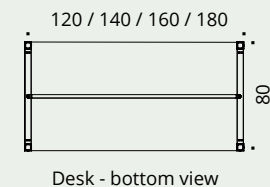
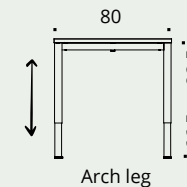
Tops with cable ports (D 80 cm)

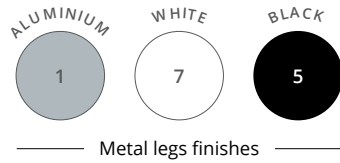


Tops with scalloped edge (D 80 cm)



Tops with Top Access hatch (D 80 cm)






ASTROLITE



Height-settable SINGLE DESKS



	Dim. (cm)	Ref.	Finish	Ref.	Finish	Ref.	Finish
Straight desks H 66,5 to 88,5 cm	L 120	BM79	+	DX75	+	DL30	+
	L 140	BM80	+	DX76	+	DL31	+
	L 160	BM81	+	DX77	+	DL32	+
	L 180	BM82	+	DX78	+	DL33	+

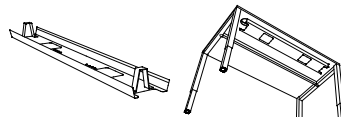
	Dim. (cm)	Ref.	Leg finish	Top finish
Compact desks D 80 to 110 cm H 66,5 to 88,5 cm D 60 cm return	L 160 right hand return	BT67	+	+
	L 160 left hand return	BT68	+	+
	L 180 right hand return	BT69	+	+
	L 180 left hand return	BT70	+	+

Extension / Return On support leg H 66,5 to 88,5 cm	D 60 / L 80	BU51	+	+
--	-------------	------	---	---


Cable port covers and Top Access hatch finish matches the legs

► Options

Technical metal cable trays
D 16 / H 8 cm
Internal H 4 cm



Dim. (cm)	ALUMINIUM	WHITE	BLACK
	Ref.	Ref.	Ref.
L 90 for L 120 desk	AZ201K	AZ207S	AZ205G
L 110 for L 140 desk	AZ211K	AZ217S	AZ215G
L 130 for L 160 desk	AZ221K	AZ227S	AZ225G
L 150 for L 180 desk	AZ231K	AZ237S	AZ235G



How to order ? Straight desk with Top Access hatch L 120 cm, White height settable metal leg, Clay top MFC finish = DL30 +