

## ESSENTIEL

The Essentiel range is the natural solution for dynamic companies looking for inexpensive and versatile furniture.

Available with two different structures, either beam or structural modesty panel, **Essentiel** furniture comes in a wide choice of worktops providing the right solution for an extensive range of layout projects.





**Straight desk with modesty panel**  
Aluminium - Beech

**90° compact desk with beam system**  
White - White



SINGLE DESK

# ESSENTIEL

## Straight desk with beam system and suspended modesty panel

Black - Bleached oak





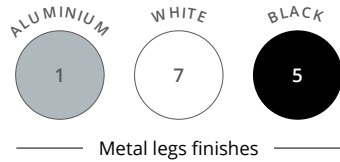
Standard leg  
Black




Leg with optional metal cover  
Black



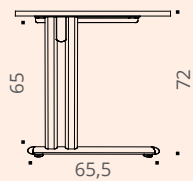
# CHARACTERISTICS




Tops with cable ports



Desk - bottom view



Fixed "L" leg



Desk with modesty panel front view



Desk with metal beam front view

# ESSENTIEL



## Top

25 mm thick Structurex® melamine-coated tops, 2 mm thick shock-proof ABS edging.

## Electrification

Tops fitted with 2 Ø 80 mm cable ports, finishes matching the legs.

## Leg

Metal leg composed of 2 columns and a base, made of lacquered epoxy finish steel. Optional legs covers.

## Adjustment

Adjustable screw feet of Ø 40 mm and 10 mm range to compensate for any unevenness in the floor.

## Structure

Available in 2 versions :  
 - 16 mm thick Structurex® modesty panel with 2 cutouts at the top to feed cables  
 - metal beam to feed cables and install power outlet strips.

Desk with modesty panel



Desk with beam system


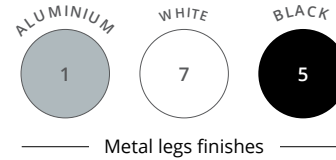


Standard leg



Leg with optional metal cover

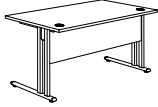

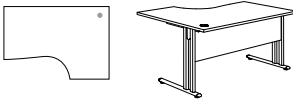




## DESKS with modesty panel



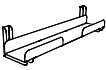


STRUCTUREX® MODESTY PANEL


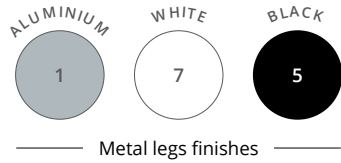
	Dim. (cm)	Ref.	Leg finish	Top and modesty panel finish
<b>Straight desks</b> D 80 / H 72 cm 	L 80	AR95	+ <input type="checkbox"/>	+ <input type="checkbox"/>
	L 120	AR96	+ <input type="checkbox"/>	+ <input type="checkbox"/>
	L 140	AR97	+ <input type="checkbox"/>	+ <input type="checkbox"/>
	L 160	AR98	+ <input type="checkbox"/>	+ <input type="checkbox"/>
	L 180	AR99	+ <input type="checkbox"/>	+ <input type="checkbox"/>
<b>90° corner</b> Support leg included 	D 80 / H 72 / L 80	AQ79	+ <input type="checkbox"/>	+ <input type="checkbox"/>
<b>90° compact desks</b> D 80 à 110 / H 72 cm D 60 cm return 	L 160 right hand return	AS02	+ <input type="checkbox"/>	+ <input type="checkbox"/>
	L 160 left hand return	AS03	+ <input type="checkbox"/>	+ <input type="checkbox"/>
	L 180 right hand return	AS04	+ <input type="checkbox"/>	+ <input type="checkbox"/>
	L 180 left hand return	AS05	+ <input type="checkbox"/>	+ <input type="checkbox"/>

A cylindrical support leg is required if the compact desk is used alone, without a supporting extension pedestal D 60 cm  
 Cable port covers finish matches the legs

### Options

Description	ALUMINIUM	WHITE	BLACK
	Ref.	Ref.	Ref.
<b>Cylindrical support leg</b>  For compact desk H 72 cm	AQ001K	AQ007S	AQ005G
<b>Metal legs covers</b>  H 65 / L 16 cm Set of 2	BH671K	BH677S	BH675G
<b>Single metal cable tray</b>  D 13 / H 12 cm / H internal 4 cm L 60 cm	AF051K	—	—

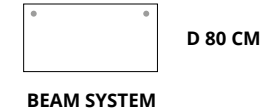




ESSENTIEL



DESKS with beam system



		Dim. (cm)	Ref.	Leg and beam finish	Top finish
<b>Straight desks</b> D 80 / H 72 cm		L 80	AT07	+ <input type="checkbox"/>	+ <input type="checkbox"/>
		L 120	AT08	+ <input type="checkbox"/>	+ <input type="checkbox"/>
		L 140	AT09	+ <input type="checkbox"/>	+ <input type="checkbox"/>
		L 160	AT10	+ <input type="checkbox"/>	+ <input type="checkbox"/>
		L 180	AT11	+ <input type="checkbox"/>	+ <input type="checkbox"/>
<b>90° corner</b> Support leg included		D 80 / H 72 / L 80	AQ79	+ <input type="checkbox"/>	+ <input type="checkbox"/>
<b>90° compact desks</b> D 80 à 110 / H 72 cm D 60 cm return		L 160 right hand return	AT14	+ <input type="checkbox"/>	+ <input type="checkbox"/>
		L 160 left hand return	AT15	+ <input type="checkbox"/>	+ <input type="checkbox"/>
		L 180 right hand return	AT16	+ <input type="checkbox"/>	+ <input type="checkbox"/>
		L 180 left hand return	AT17	+ <input type="checkbox"/>	+ <input type="checkbox"/>

A cylindrical support leg is required if the compact desk is used alone, without a supporting extension pedestal D 60 cm  
 Cable port covers finish matches the legs

► Options

	Dim. (cm)	ALUMINIUM BRACKETS		WHITE BRACKETS		BLACK BRACKETS	
		Ref.	Finish	Ref.	Finish	Ref.	Finish
<b>Structurex® suspended modesty panels</b> H 30 cm H 35 cm desk mounted	For L 120 desk	AR001	+ <input type="checkbox"/>	AR007	+ <input type="checkbox"/>	AR005	+ <input type="checkbox"/>
	For L 140 desk	AR011	+ <input type="checkbox"/>	AR017	+ <input type="checkbox"/>	AR015	+ <input type="checkbox"/>
	For L 160 desk	AR021	+ <input type="checkbox"/>	AR027	+ <input type="checkbox"/>	AR025	+ <input type="checkbox"/>
	For L 180 desk	AR031	+ <input type="checkbox"/>	AR037	+ <input type="checkbox"/>	AR035	+ <input type="checkbox"/>

	Dim. (cm)	ALUMINIUM		WHITE		BLACK	
		Ref.	Ref.	Ref.	Ref.		
<b>Technical metal cable trays</b> D 16 / H 8 cm Internal H 4 cm	L 90 for L 120 desk	AZ201K	AZ207S	AZ205G			
	L 110 for L 140 desk	AZ211K	AZ217S	AZ215G			
	L 130 for L 160 desk	AZ221K	AZ227S	AZ225G			
	L 150 for L 180 desk	AZ231K	AZ237S	AZ235G			



How to order ? Straight desk D 80 / L 120 cm, beam system, Black metal leg, White top MFC finish = AT08 +  5  S