

# A ALTO

## Meeting

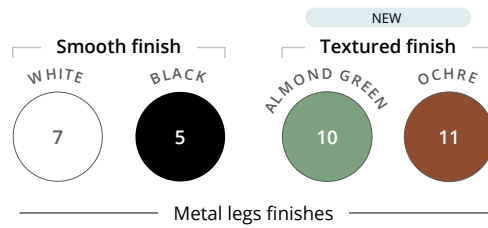
Numerous, ergonomic solutions for your collaborative spaces.

The **Alto Meeting** solutions, which stand out with their style and ergonomics, are the ideal complement for shared workspaces or in informal areas. Available in 2 sizes (rectangular or square), 2 heights (75 or 105 cm), the **Alto Meeting** tables demonstrate their modularity based on the «starter/add-on» installation principle. Adapted for cable management and optional connections, the **Alto Meeting** tables offer complete solutions ideal for your new collaborative spaces and the requirements of your employees for meeting areas.



# CHARACTERISTICS

ALTO 



## Top

25 mm thick Structorex® melamine-coated panels with 4 40 mm radius rounded corners. 2 mm thick shock-proof ABS edging.  
Meeting tables available in 2 sizes : rectangular or square (H 75 or 105 cm).

## Square high table



## Electrification

Meeting tables available in 2 versions :  
without cable management  
or **with electrical equipment including built-in electrical socket strip, equipped with 3 power outlets + 1 USB A 5v + 1 USB C 5v + 1 cable port.**  
2 m power supply cable included.



## Adjustment

Adjustable screw feet on H 75 / H 105 cm leg (10 mm range).

## Leg

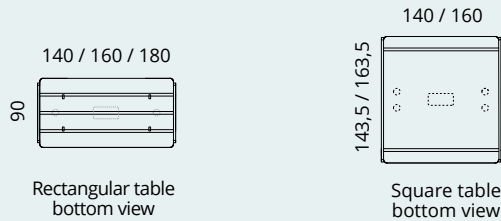
Metal « A » arch legs, square cross-section 25 x 25 mm, H 75 cm or H 105 cm (depending on version) with structural beams cross-section 40 x 25 mm, lacquered epoxy finish.

Options available : accessories hook, bench, pedestal, extensions depending on version, fitted on the structure.



Rectangular high table

## Dimensions



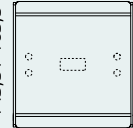
140 / 160 / 180

90

Rectangular table bottom view

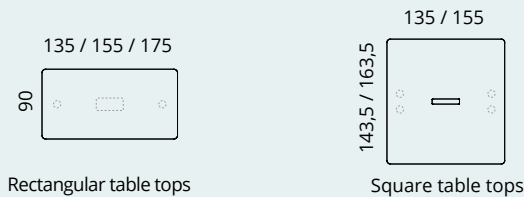
140 / 160

143,5 / 163,5



Square table bottom view

## Tops synoptic



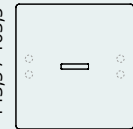
135 / 155 / 175

90

Rectangular table tops

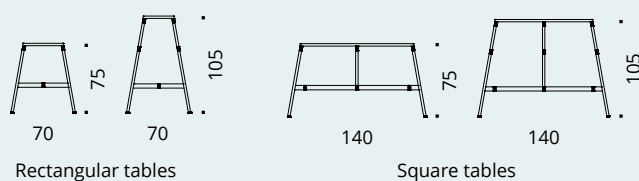
135 / 155

143,5 / 163,5



Square table tops

## Legs



70 70

Rectangular tables

140 140



Square tables



Download the data sheet



MEETING



## Rectangular MEETING TABLES

### WITHOUT DRILLED CABLE MANAGEMENT

Tops equipped with 2 Ø 80 mm part drilled cable ports and 1 double opening Top Access hatch



### WITH ELECTRICAL EQUIPMENT

Tops equipped with 1 built-in electrical socket strip (3 power outlets + USB A/C) and 2 Ø 80 mm part drilled cable ports



	Dim. (cm)		Ref.	Leg finish	Top finish		Ref.	Leg finish	Top finish
<b>Rectangular tables</b> H 75 cm <b>Starter unit</b> High legs H 75 cm	D 90 / L 140		DZ98	+ [ ]	+ [ ]		EA10	+ [ ]	+ [ ]
	D 90 / L 160		DZ99	+ [ ]	+ [ ]		EA11	+ [ ]	+ [ ]
	D 90 / L 180		EA00	+ [ ]	+ [ ]		EA12	+ [ ]	+ [ ]
<b>Rectangular tables</b> H 75 cm <b>Add-on unit</b> High legs H 75 cm	D 90 / L 140		EA01	+ [ ]	+ [ ]		EA13	+ [ ]	+ [ ]
	D 90 / L 160		EA02	+ [ ]	+ [ ]		EA14	+ [ ]	+ [ ]
	D 90 / L 180		EA03	+ [ ]	+ [ ]		EA15	+ [ ]	+ [ ]
<b>Rectangular high tables</b> H 105 cm <b>Starter unit</b> High legs H 105 cm	D 90 / L 140		DT86	+ [ ]	+ [ ]		DU46	+ [ ]	+ [ ]
	D 90 / L 160		DT87	+ [ ]	+ [ ]		DU47	+ [ ]	+ [ ]
	D 90 / L 180		DT88	+ [ ]	+ [ ]		DU48	+ [ ]	+ [ ]
<b>Rectangular high tables</b> H 105 cm <b>Add-on unit</b> High leg H 105 cm	D 90 / L 140		DT89	+ [ ]	+ [ ]		DU49	+ [ ]	+ [ ]
	D 90 / L 160		DT90	+ [ ]	+ [ ]		DU50	+ [ ]	+ [ ]
	D 90 / L 180		DT91	+ [ ]	+ [ ]		DU51	+ [ ]	+ [ ]

### ► Extension

#### «D end» extension

For fixing on legs with brackets (right or left mounting)



Dim. (cm)	Ref.	Bracket finish	Top finish
D 35 / L 90	DY23	+ [ ]	+ [ ]

### ► Options

#### UK cable port power module


UK power socket + 1 USB A socket 5v  
+ 1 USB C socket 5v  
With a 2 m power supply cable



Ø 91 mm  
To fit into Ø 80 mm part drilled cable ports

DX877S  
DX875G

○ White  
● Black



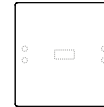
ALTO



## Square MEETING TABLES

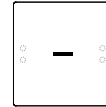
### WITHOUT CABLE MANAGEMENT

Tops equipped with 4 Ø 80 mm part drilled cable ports and 1 double opening Top Access hatch



### WITH ELECTRICAL EQUIPMENT

Tops equipped with 1 built-in electrical socket strip (3 power outlets + USB A/C) and 4 Ø 80 mm part drilled cable ports



	Dim. (cm)		Ref.	Leg finish	Top finish		Ref.	Leg finish	Top finish
<b>Square tables H 75 cm</b>	D 143,5 / L 140 (seats 4/6)		DT70	+ <input type="checkbox"/>	+ <input type="checkbox"/>		DU38	+ <input type="checkbox"/>	+ <input type="checkbox"/>
	<b>Starter unit</b> Standard legs H 75 cm	D 163,5 / L 160 (seats 6/8)	DT71	+ <input type="checkbox"/>	+ <input type="checkbox"/>		DU39	+ <input type="checkbox"/>	+ <input type="checkbox"/>
<b>Square tables H 75 cm</b>	D 143,5 / L 140 (seats 4)		DT72	+ <input type="checkbox"/>	+ <input type="checkbox"/>		DU40	+ <input type="checkbox"/>	+ <input type="checkbox"/>
	<b>Add-on unit</b> Standard leg H 75 cm	D 163,5 / L 160 (seats 4)	DT73	+ <input type="checkbox"/>	+ <input type="checkbox"/>		DU41	+ <input type="checkbox"/>	+ <input type="checkbox"/>
<b>Square high tables H 105 cm</b>	D 143,5 / L 140 (seats 4/6)		DT78	+ <input type="checkbox"/>	+ <input type="checkbox"/>		DU42	+ <input type="checkbox"/>	+ <input type="checkbox"/>
	<b>Starter unit</b> High legs H 105 cm	D 163,5 / L 160 (seats 6/8)	DT79	+ <input type="checkbox"/>	+ <input type="checkbox"/>		DU43	+ <input type="checkbox"/>	+ <input type="checkbox"/>
<b>Square high tables H 105 cm</b>	D 143,5 / L 140 (seats 4)		DT80	+ <input type="checkbox"/>	+ <input type="checkbox"/>		DU44	+ <input type="checkbox"/>	+ <input type="checkbox"/>
	<b>Add-on unit</b> High leg H 105 cm	D 163,5 / L 160 (seats 4)	DT81	+ <input type="checkbox"/>	+ <input type="checkbox"/>		DU45	+ <input type="checkbox"/>	+ <input type="checkbox"/>

### ► Extensions

#### «D end» extensions

For fixing on legs with brackets  
(right or left mounting)



Dim. (cm)	Ref.	Bracket finish	Top finish
D 35 / L 143,5	DY24	+ <input type="checkbox"/>	+ <input type="checkbox"/>
D 35 / L 163,5	DY25	+ <input type="checkbox"/>	+ <input type="checkbox"/>



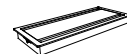
Universal single metal cable tray

➔ Page 207

### ► Options

#### Double opening Top Access hatch

For tables with part drilled cable management



Description	Ref.	Finish
D 14,8 / L 31,6 cm	DU137S DU135G	<input type="radio"/> White <input type="radio"/> Black