



## FIFTY-FIFTY

The **Fifty-Fifty** reception counters combine a work surface and a reception top.

Used individually or associated with other units, they adapt to the required specifications. **Fifty-Fifty** associates different wood finishes : from front to work surface, from side panels to reception shelf. Easy to install and use, **Fifty-Fifty** creates a friendly atmosphere for employees and visitors alike.



**Reception counter with right hand DDA**  
Black - Nebraska



**2 reception counters with right and left hand DDA**  
White - Bleached Oak



**Reception counter with right hand DDA**  
Bleached Oak - White

**2 infill panel positions**  
to free up worktop space



Infill panel mounted  
without spacer



Infill panel mounted  
with spacer

# FIFTY-FIFTY

WARRANTY  
**10**  
YEARS

## Top

25 mm thick Structurex® melamine-coated panels. 2 mm thick shock-proof ABS edging.

## Leg

25 mm thick Structurex® melamine-coated panels. Leg and top are of the same finish.

## Pads

Finishing pads.

## Front panel

25 mm thick Structurex® melamine-coated panels.

## Cable management



Cutouts on the worktop and the front to feed cables from the worktop down to the floor.

## Examples of decor variations



1 White leg, top and infill panel

2 Leg, top and infill panel wood MFC finish

3 One-tone finish

## Side


25 mm thick Structurex® melamine-coated panels. 2 mm thick shock-proof ABS edging.

## Infill panel

Facing made of 38 mm thick Nitech® honeycomb melamine-coated panels, assembled with 45° mitre cut serving as reception shelf for visitors.

2 infill panel positions (choice during assembly) allow for the positioning of computer screens over 20 inches.

## 2 infill panel positions to free up worktop space



Infill panel mounted without spacer

Infill panel mounted with spacer

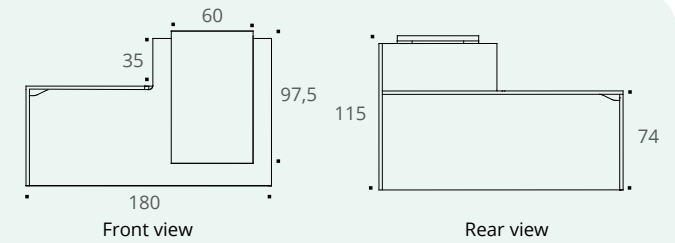
## CHARACTERISTICS



Front panel and side MFC finishes

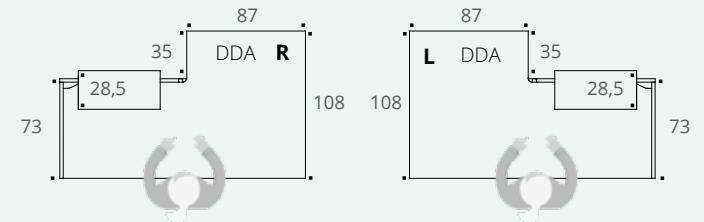


Leg, top and infill panel MFC finishes



Front view

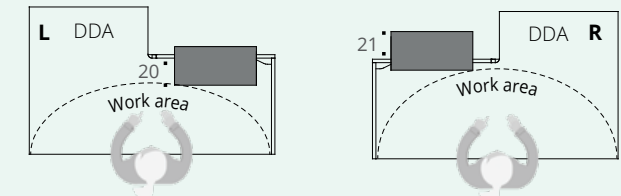
Rear view



Top view - right hand DDA<sup>(1)</sup>

Top view - left hand DDA<sup>(1)</sup>

## 2 infill panel positions



Infill panel without spacer  
Top view

Infill panel with spacer  
Top view

(1) DDA = Disability Discrimination Act



Download the data sheet



Front panel and side MFC finishes



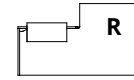
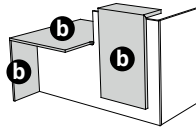
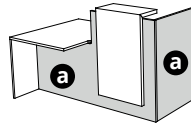
Leg, top and infill panel MFC finishes



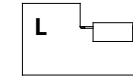
# FIFTY-FIFTY



## COUNTERS



RIGHT HAND DDA<sup>(1)</sup>



LEFT HAND DDA<sup>(1)</sup>

**a** Front panel + side finishes

**b** Leg + top + infill panel finishes

Ref.

Finish

Ref.

Finish

**1** Bleached oak  
Nebraska  
Timber

White



DU76NS  
DU76FS  
DU76MS



DU77NS  
DU77FS  
DU77MS

**2** White

Bleached oak  
Nebraska  
Timber



DU76SN  
DU76SF  
DU76SM



DU77SN  
DU77SF  
DU77SM

**2** Black

Bleached oak  
Nebraska  
Timber  
White



DU76GN  
DU76GF  
DU76GM  
DU76GS



DU77GN  
DU77GF  
DU77GM  
DU77GS

**3**

One-tone



DU763

+

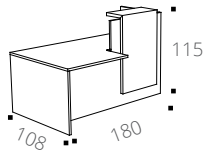


DU773

+

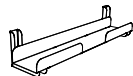
### Reception counter

D 108 / H 115 / L 180 cm



### ► Option

#### Single metal cable tray



Dim. (cm)

D 13 / H 12 / Internal H 4 / L 60  
To be fixed on panels or legs

ALUMINIUM

Ref.

AF051K

(1) DDA = Disability Discrimination Act.