

## FIFTY-FULL

The **Fifty-Full** reception counter is a more complete, more modular and more customisable version of the **Fifty-Fifty**, thanks to its different modules. Equipped with high and low modules, this new, modern and functional reception counter is especially well-suited to welcome DDA wheelchair users.



**Reception counter**  
White - White



**Reception counter with high return units**  
Timber - White



**Conference counter**  
Black - Timber



**Reception counter with 90° corner and low reception desk on the right**  
White - Nebraska

# FIFTY-FULL

WARRANTY  
**10**  
YEARS

## Top

25 mm thick Structurex® melamine-coated panels.  
2 mm thick shock-proof ABS edging.

## Leg

25 mm thick Structurex® melamine-coated panels. End DDA<sup>(1)</sup> unit leg and top are of the same finish.

## Electrification

All worktops and sides are fitted with Ø 80 mm part drilled cable ports for cable management.

(1) DDA = Disability Discrimination Act

## Side

25 mm thick Structurex® melamine-coated panels. 2 mm thick shock-proof ABS edging.

## Infill panel

25 mm thick Structurex® facing assembled with elegant 45° mitre cut serving as reception shelf for visitors.  
Infill panel adjustable to a height of 6 cm for screens up to 24 inches.

## Adjustment

Adjustment screw feet of Ø 25 mm and range 10 mm to compensate for any unevenness in the floor.



Support leg (optional)  
Recommended for any installation  
of more than 3 aligned modules

Support brackets



Download  
the data sheet

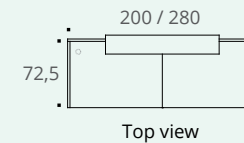
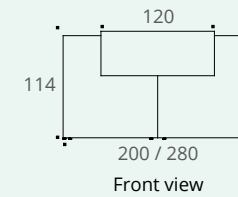


Corner modules or intermediate modules can be added to the reception desk to adapt to your needs (fixed and juxtaposed using brackets and connecting plates to ensure mobility and ergonomic use).

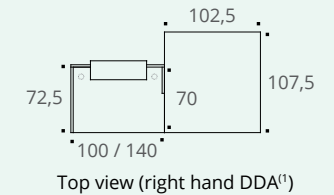
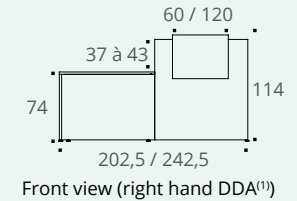
## CHARACTERISTICS



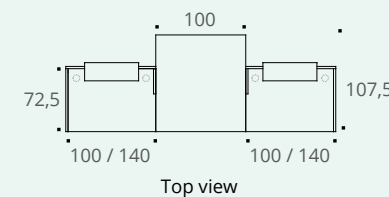
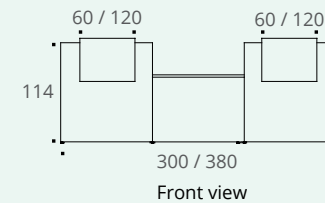
### COUNTERS



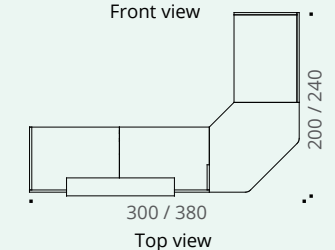
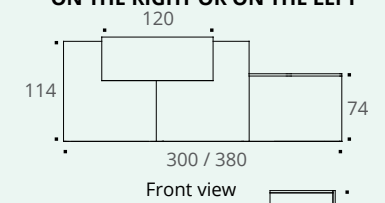
### COUNTERS WITH RIGHT OR LEFT HAND DDA<sup>(1)</sup>



### COUNTERS WITH CENTRAL DDA<sup>(1)</sup>



### COUNTERS WITH 90° CORNER AND LOW RECEPTION DESK ON THE RIGHT OR ON THE LEFT



## How to adapt your reception counter to your requirements starting from a pre-composed counter ?

For these configurations, you need :

**1** Pre-composed counters

Pages 322 to 326

+

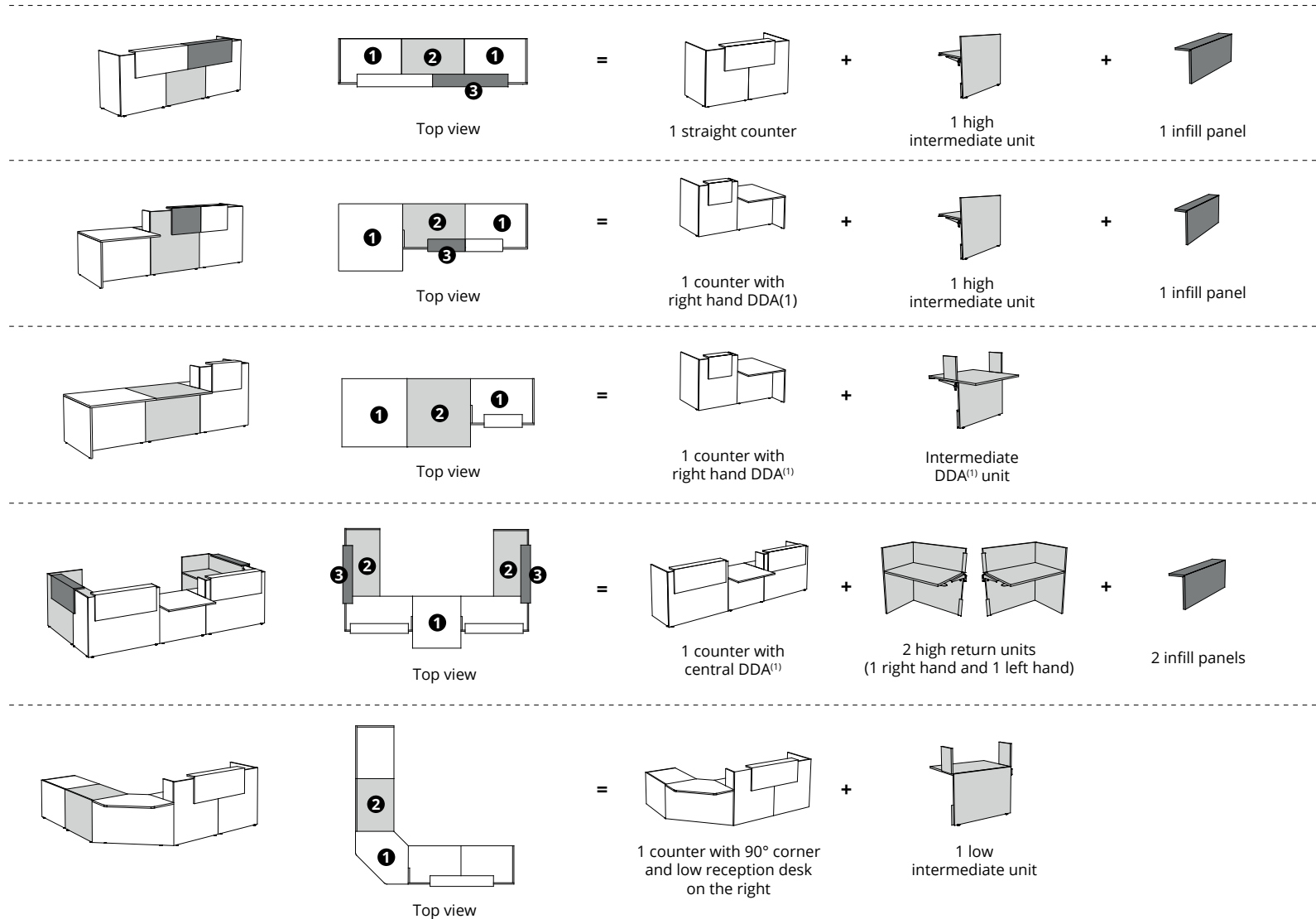
**2** Extensions

Page 327 and 328

+

**3** Infill panel

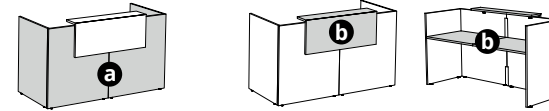
Page 329



# FIFTY-FULL



## 1 Straight COUNTERS



	Dim. (cm)	Ref.	<b>a</b> Front panel + side finishes	<b>b</b> Top + infill panel finishes
<b>Reception counter</b> D 77 / H 114 / L 100 cm Infill panel L 60 cm		DZ28	+ [ ]	+ [ ]
<b>Reception counter</b> D 77 / H 114 / L 140 cm Infill panel L 120 cm		DZ29	+ [ ]	+ [ ]
<b>Reception counter</b> D 77 / H 114 / L 200 cm Infill panel L 120 cm		DM56	+ [ ]	+ [ ]
<b>Reception counter</b> D 77 / H 114 / L 280 cm Infill panel L 120 cm		DM58	+ [ ]	+ [ ]

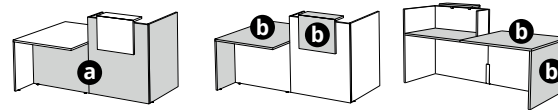
How to order ? L 200 cm reception counter, **Bleached Oak** front panel + side and top + infill panel MFC finishes = DM56 + [ N ] [ N ]



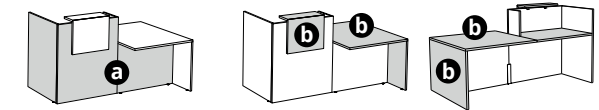
# FIFTY-FULL



## 1 COUNTERS with right or left hand DDA<sup>(1)</sup>



RIGHT HAND DDA<sup>(1)</sup>



LEFT HAND DDA<sup>(1)</sup>

	Ref.	a	Front panel + side finishes	b	Leg + top + infill panel finishes		Ref.	a	Front panel + side finishes	b	Leg + top + infill panel finishes
<b>Reception counter</b> D 107,5 / H 114 L 202,5 cm Infill panel L 60 cm	DM64						DM66				
<b>Reception counter</b> D 107,5 / H 114 L 242,5 cm Infill panel L 120 cm	DM68						DM70				

### ► Options

	Dim. (cm)	Ref.	Finish
<b>Single metal cable tray</b> 	D 13 / H 12 / Internal H 4 cm / L 60	AF051K	Aluminium


● ALUMINIUM	○ WHITE	● BLACK
Ref.	Ref.	Ref.

	Dim. (cm)	Ref.	Ref.	Ref.
<b>Cable port covers</b> 	Ø 80 mm To fit into Ø 80 mm part drilled cable port on tops and sides. Set of 2	AX061K	AX067S	AX065G




(1) DDA = Disability Discrimination Act

# FIFTY-FULL




## 1 COUNTERS with low central reception desk



	Dim. (cm)	Ref.	<b>a</b> Front panel + side finishes	<b>b</b> Top + infill panel finishes
<b>Reception counter</b> D 77 / H 114 / L 300 cm 2 infill panels L 60 cm		DZ30	+ [ ]	+ [ ]

<b>Reception counter</b> D 77 / H 114 / L 380 cm 2 infill panels L 120 cm		DZ31	+ [ ]	+ [ ]
---	--	------	-------	-------

## 1 COUNTERS with central DDA<sup>(1)</sup>



	Dim. (cm)	Ref.	<b>a</b> Front panel + side finishes	<b>b</b> Top + infill panel finishes
<b>Reception counter</b> D 107,5 / H 114 / L 300 cm 2 infill panels L 60 cm		DM60	+ [ ]	+ [ ]

<b>Reception counter</b> D 107,5 / H 114 / L 380 cm 2 infill panels L 120 cm		DM62	+ [ ]	+ [ ]
--	--	------	-------	-------

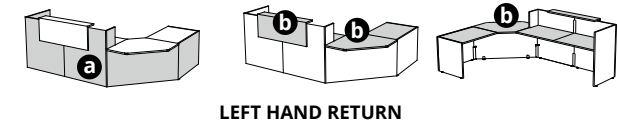
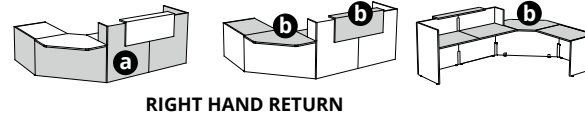
(1) DDA = Disability Discrimination Act



# FIFTY-FULL



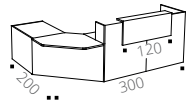
## 1 COUNTERS with 90° corner and low reception desk on the right or on the left



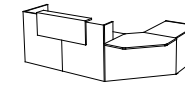
Ref. **a** Front panel + side finishes **b** Top + infill panel finishes

Ref. **a** Front panel + side finishes **b** Top + infill panel finishes

**Reception counter**  
D 200 / H 114  
L 300 cm  
Infill panel L 120 cm

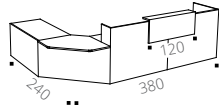


DZ32 +  +

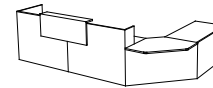


DZ33 +  +

**Reception counter**  
D 240 / H 114  
L 380 cm  
Infill panel L 120 cm

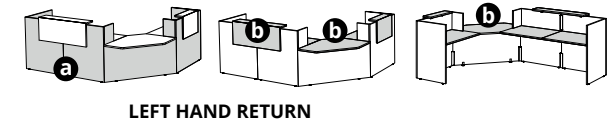
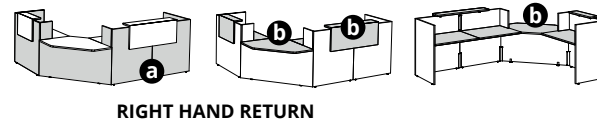


DZ34 +  +



DZ35 +  +

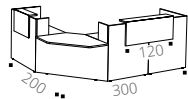
## 1 COUNTERS with 90° corner and high reception desk on the right or on the left



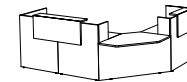
Ref. **a** Front panel + side finishes **b** Top + infill panel finishes

Ref. **a** Front panel + side finishes **b** Top + infill panel finishes

**Reception counter**  
D 200 / H 114  
L 300 cm  
Infill panel L 120 cm and L 60 cm

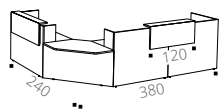


ED87 +  +

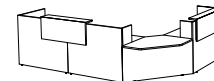


ED88 +  +

**Reception counter**  
D 240 / H 114  
L 380 cm  
2 Infill panels  
L 120 cm



ED89 +  +



ED90 +  +

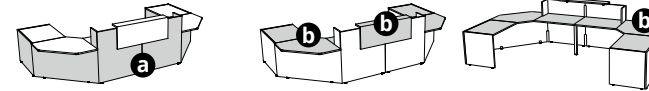
How to order ? L 300 cm reception counter, left low hand return, **Bleached Oak** front panel + side MFC finishes, **White** top + infill panel MFC finishes = DZ33 +  **N**  **S**

# FIFTY-FULL

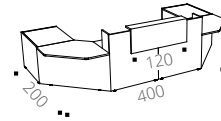


MFC finishes

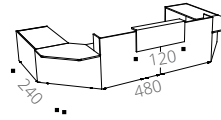
## ① U-SHAPED COUNTERS with 90° corner and low reception desk on the right and on the left



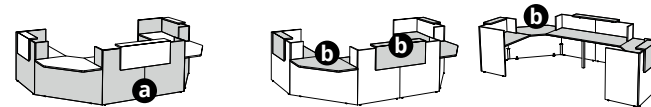
	Ref.	<b>a</b> Front panel + side finishes	<b>b</b> Top + infill panel finishes
<b>Reception counter</b> D 200 / H 114 L 400 cm Infill panel L 120 cm	DZ86	+ <input type="checkbox"/>	+ <input type="checkbox"/>



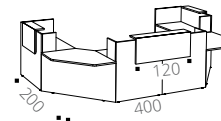
<b>Reception counter</b> D 240 / H 114 L 480 cm Infill panel L 120 cm	DZ87	+ <input type="checkbox"/>	+ <input type="checkbox"/>
--	------	----------------------------	----------------------------



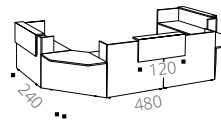
## ① U-SHAPED COUNTERS with 90° corner and high reception desk on the right and on the left



	Ref.	<b>a</b> Front panel + side finishes	<b>b</b> Top + infill panel finishes
<b>Reception counter</b> D 200 / H 114 L 400 cm 1 Infill panel L 120 cm and 2 infill panels L 60 cm	ED91	+ <input type="checkbox"/>	+ <input type="checkbox"/>



<b>Reception counter</b> D 240 / H 114 L 480 cm 3 Infill panels L 120 cm	ED92	+ <input type="checkbox"/>	+ <input type="checkbox"/>
---	------	----------------------------	----------------------------



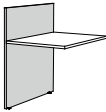
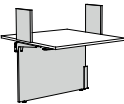
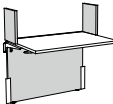
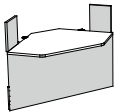
How to order ? L400 cm U-shaped reception counter with 90° corner and high reception desk on the right and on the left, Nebraska front panel + side MFC finishes, White top + infill panel MFC finishes = ED91 +  F  S

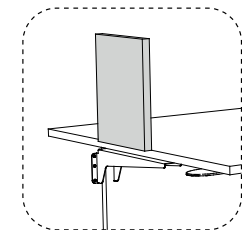


# FIFTY-FULL



## 2 Intermediate EXTENSIONS

		Dim. (cm)	Ref.	Front panel finish	Top finish
<b>High intermediate units</b> D 72,5 / H 109 cm Must be placed as an intermediary unit	 Rear view	Extension L 100 Extension L 140	DM72	+ <input type="checkbox"/>	+ <input type="checkbox"/>
			DM73	+ <input type="checkbox"/>	+ <input type="checkbox"/>
<b>Intermediate DDA<sup>(1)</sup> unit</b> D 107,5 / H 109 cm Must be placed as an intermediary unit	 Rear view	L 100	DM74	+ <input type="checkbox"/>	+ <input type="checkbox"/>
<b>Low intermediate units</b> D 72,5 / H 74 cm Must be placed as an intermediary unit	 Rear view	L 100 L 140	DZ36	+ <input type="checkbox"/>	+ <input type="checkbox"/>
			DZ37	+ <input type="checkbox"/>	+ <input type="checkbox"/>
<b>Low intermediate unit with 90° corner</b> D 100 / H 74 cm Internal D 82 cm Must be placed as an intermediary unit	 Front view	L 100	DZ38	+ <input type="checkbox"/>	+ <input type="checkbox"/>



**i** Privacy panel included.  
Optional assembly depending on the desired configuration.

(1) DDA = Disability Discrimination Act

# FIFTY-FULL

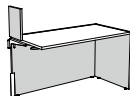


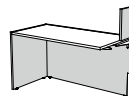
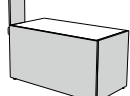






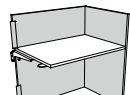


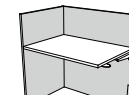







WARRANTY  
**10**  
YEARS

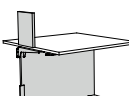


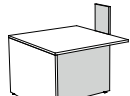


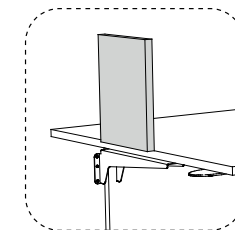
## 2 End EXTENSIONS

### RIGHT HAND RETURN

### LEFT HAND RETURN

		Dim. (cm)	Ref.	Front panel finish	Top finish			Ref.	Front panel finish	Top finish
<b>Low return units</b> D 72,5 / H 74 cm	 Rear view	L 100	DZ39	+ 	+ 	 Rear view	 Front view	DZ41	+ 	+ 
		L 140	DZ40	+ 	+ 			DZ42	+ 	+ 
<b>High return units</b> D 72,5 / H 109 cm	 Rear view	L 100	DM78	+ 	+ 	 Rear view	 Front view	DM76	+ 	+ 
		L 140	DM79	+ 	+ 			DM77	+ 	+ 

		Dim. (cm)	Ref.	Front panel finish	Top finish
<b>End DDA<sup>(1)</sup> unit</b> D 107,5 / H 109 cm Must be placed at the end of reception counter, right or left hand	 Rear view	L 102,5	DM75	+ 	+ 
	 Front view				



**i** Privacy panel included. Optional assembly depending on the desired configuration.




(1) DDA = Disability Discrimination Act


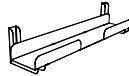



# FIFTY-FULL



## 3 INFILL PANELS

	Dim. (cm)	Ref.	Infill panel finish
<b>Infill panels</b> D 20,2 / H 47 cm Adjustable to a height of 6 cm for screens up to 24 inches  <i>To be placed on an intermediate high module or return module</i>	 L 60 L 120	BY253 BY273	+  + 

► Options	Dim. (cm)	ALUMINIUM	WHITE	BLACK
		Ref.	Ref.	Ref.
<b>Cable port covers</b> 	Ø 80 mm To fit into Ø 80 mm part drilled cable ports. Set of 2	AX061K	AX067S	AX065G
<b>Single metal cable tray</b> 	D 13 / H 12 / Internal H 4 / L 60 To be fixed to back panel	AF051K	—	—
<b>Square support leg*</b> <i>*Recommended for any installation of more than 3 aligned modules</i>	 50 x 50 For H 74 unit	DN011K	DN017S	DN015G

