

RENCONTRE

With their modular shape, the **Rencontre** multipurpose tables allow numerous layout combinations for your meeting rooms or workspaces. Easy to set up, the **Rencontre** tables can be used to create permanent or occasional meeting or workspaces at low cost.





Straight meeting tables
White - Bleached oak

Oval meeting table with 2 straight tables and 2 half-moon tables
White - White



MEETING

RENCONTRE

WARRANTY
10
YEARS

Straight table

Top

25 mm thick Structurex® melamine-coated panels. 2 mm thick shock-proof ABS edging.

Leg

Metal leg of square cross-section 30 x 30 mm, with lacquered epoxy finish.

Legs are attached to the frames using a system of screws and metal inserts.

Metal frame

Supporting metal frames of cross-section 50 x 20 mm, epoxy finishes matching the legs.

Adjustment

Adjustable screw feet of 10 mm range to compensate for any unevenness in the floor.



Half-moon table

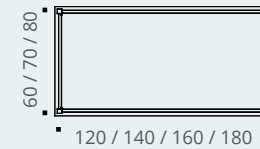
CHARACTERISTICS



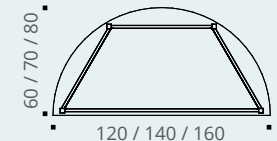
— Metal legs and frames finishes —



— Tops MFC finishes —

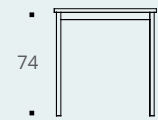
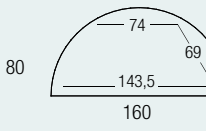
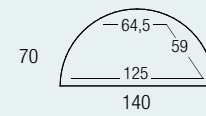
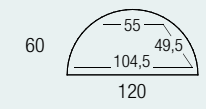
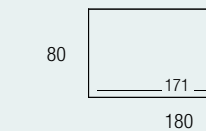
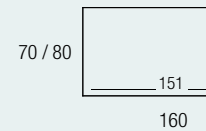
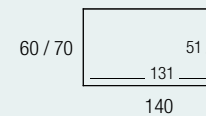
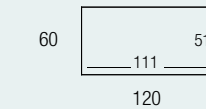


Straight table



Half-moon table

— Internal dimensions between legs —



Side view



Download the data sheet





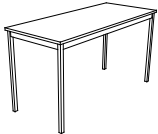



— Metal legs and frames finishes —







— Tops MFC finishes —



4 legs STRAIGHT TABLES

		Dim. (cm)	Ref.	Leg finish	Top finish
Straight tables H 74 cm 		L 120	EH41	+ <input type="checkbox"/>	+ <input type="checkbox"/>
		L 140	EH42	+ <input type="checkbox"/>	+ <input type="checkbox"/>
		L 140	EH43	+ <input type="checkbox"/>	+ <input type="checkbox"/>
		L 160	EH44	+ <input type="checkbox"/>	+ <input type="checkbox"/>
		L 160	EH45	+ <input type="checkbox"/>	+ <input type="checkbox"/>
		L 180	EH46	+ <input type="checkbox"/>	+ <input type="checkbox"/>

4 legs HALF-MOON TABLES

		Dim. (cm)	Ref.	Leg finish	Top finish
Half-moon tables H 74 cm 		L 120	EH47	+ <input type="checkbox"/>	+ <input type="checkbox"/>
		L 140	EH48	+ <input type="checkbox"/>	+ <input type="checkbox"/>
		L 160	EH49	+ <input type="checkbox"/>	+ <input type="checkbox"/>